

**SINGER**  
**52W15**

# LIST OF PARTS



## MACHINE No. 52 w 15

THE SINGER MANUFACTURING COMPANY

## INDEX

	PAGE
ACCESSORIES .....	19
BOBBIN WINDER .....	19
FOOT LIFTER .....	20
KNIFE HONE .....	21
MACHINE No. 52w15 .....	7
MISCELLANEOUS PARTS .....	23
NUMERICAL LIST OF PARTS .....	25
THREAD UNWINDER .....	20
WORK PLATE .....	20

From the library of: Diamond Needle Corp

# Instructions for Ordering

In ordering from this list, use **ONLY** the **PART** number in the **FIRST** column.

The number stamped on a Sewing Machine Part is the number of the Single Part only, except when the part includes Set Screws, Clamping Screws, Studs and Rollers Spun on, Small Wires riveted, or Parts soldered together, etc., which it is necessary to furnish in combination.

Every combination of parts sent out has its specific number which, although not stamped on Parts (except in above case), must be used when ordering the combination.

Each number always indicates the **SAME PART** in whatever list it appears, or for whatever Machine.

The letters after some of the numbers indicate the style of finish only, as follows:

- A. Hardened, Polished and Plated.
- B. Polished and Plated.
- C. Hardened only.
- D. Polished only.
- E. Soft, not polished.
- F. Hardened and Polished.
- H. Blued.
- J. Nickle Plated only
- R. Merlized.
- Y. Black Nickle Plated only.

These letters **MUST BE USED** when they appear in the list and **AFTER** the number, as in the list.

In this series

- 200001 to 201500 and 350001 to 351500 are Screw Numbers.
- 201501 to 201800 and 351501 to 351800 are Nut Numbers.
- 201801 to 202000 and 351801 to 352000 are Roller Numbers.
- 202001 to 350000 are Numbers of Machine Parts.


The figures in the second column refer only to the plate in which the illustration of the part is shown and are **NOT TO BE USED** in ordering.

Two or more numbers over a cut indicate that the difference between such parts is not visible in an illustration.

Parts marked with an asterisk (\*) are furnished only when repairs are made at the factory.

## LIST OF PARTS COMPLETE

FOR



## MACHINE No. 52w15

DROP FEED. HORIZONTAL TRIMMER

For Shoe Uppers, etc.

In gauges  $\frac{1}{32}$ ,  $\frac{3}{64}$  and  $\frac{1}{16}$  inch

No.	Plate	Name
*234001	----	Arm with 200368u, 202135 and 234047
*234002	----	Arm Base
204235	14048	" " Position Pin (2)
200010E	10245	" " Screw (3)
202005	10245	" " Washer (3)
202247	14049	" Cap
200278H	14048	" " Screw
202248	14048	" " Washer

## Parts for Machine No. 52w15

No.	Plate	Name
10554	14048	Arm Position Pin (2)
200010E	10245	" Screw (3)
202005	10245	" " Washer (3)
202249	13301	" Shaft with 200357E and 224392
240802	14049	" " Bushing (back) with 202244
202244	—	Arm Shaft Bushing (back) Oil Packing (wick)
200338C	14048	Arm Shaft Bushing (back) Set Screw
207080	14049	Arm Shaft Bushing (front) with 202244
202244	—	Arm Shaft Bushing (front) Oil Packing (wick)
200502B	10246	Arm Shaft Bushing (front) Oil Packing Thumb Screw
200338C	14048	Arm Shaft Bushing (front) Set Screw
234003	13301	Arm Shaft Connection Belt
202635	14049	" " " " Pulley with 200327C, 200602E and two 202253
200602E	14048	Arm Shaft Connection Belt Pulley Position Screw
200327C	14048	Arm Shaft Connection Belt Pulley Set Screw
202253	14049	Arm Shaft Connection Belt Pulley Spring Flange
224392	—	Arm Shaft Oil Packing (wick)
200357E	14048	" " " " Stop Screw
234147	13301	Balance Wheel (belt groove 2 1/4 in. diam.) with 200328C and 200335C
200328C	14048	Balance Wheel Position Screw
200335C	14048	" " Set Screw
*241703	—	Bed
202258	12345	" Hinge Connection (2)
200570E	10245	" " " Screw (4)
203470	14048	Bobbin (2)
235769	14048	" Case Base with 202056, 203211 to 203213 and 203216
203211	14048	Bobbin Case Base Latch
*202056	—	" " " " Pin
203212	14048	" " " " Plunger
203213	14048	" " " " Spring
235770	14048	" " Cap with 200594C, 200984C and 235771
234079	14048	Bobbin Case Lever (2)
234065	14048	" " " Driving Block (2)

## Parts for Machine No. 52w15

No.	Plate	Name
200076D	14048	Bobbin Case Lever Driving Block Screw (4)
201272C	14048	Bobbin Case Lever Hinge Screw (2)
235771	14048	" " Tension Spring
200984C	14048	" " " " Regulat- ing Screw
200594C	14048	Bobbin Case Tension Spring Screw
203216	—	" " Washer (cloth)
235772	—	Bobbin Case complete, Nos. 235769 and 235770
241732	11800	Edge Guide
241733	11800	" " Bracket
200293F	11800	" " " Hinge Screw
202248	14048	" " " " " Washer
25362	—	" " " " Stop Ball
241734	11800	" " " " " Retainer
215190	11800	" " " " " Spring
200333C	11800	" " " " " " Adjusting Screw
200173D	11800	Edge Guide Screw (2)
241753	14049	Face Plate
202135	10245	" " Position Pin
200462B	10245	" " Thumb Screw
234010	12263	Feed Bar
200641C	10246	" " Hinge Screw (driving)
201518E	10245	" " " " Nut
202276	10245	" " Slide Block
234084	14048	" " " " Crank with 200038C
234011	—	Feed Bar Slide Block Crank 234084 with 200205F, 201518E and 202276
200038C	10245	Feed Bar Slide Block Crank Pinch Screw
200205F	10245	Feed Bar Slide Block Hinge Screw
201518E	10245	" " " " " " Nut
233951	13348	Feed Dog
234012	12263	" " Lever with 200098E
200263D	14048	" " " Hinge Screw
201528D	14048	" " " " " Nut
234066	13306	" " " Post
234067	—	" " " " 234066 with 200265E, 201525E, 203610, 203624, 234012 and two 200098F
200024C	14048	Feed Dog Lever Post Screw (4)
203637	14048	" " " " " Washer (4)

## Parts for Machine No. 52w15

No.	Plate	Name
203624	14050	Feed Dog Lever Retainer Washer
200098F	14050	" " " " " " Screw
203610	14050	Feed Dog Lever Slide Block
200265E	14050	" " " " " " Hinge Screw
201525E	10245	Feed Dog Lever Slide Block Hinge Screw Nut
200098E	14050	Feed Dog Screw
234015	13301	" Driving Connection with 200049E and 202277
202298	10245	Feed Driving Connection Crank with 200038c
200038c	10245	Feed Driving Connection Crank Pinch Screw
200545c	10245	Feed Driving Connection Hinge Screw
201518E	10245	Feed Driving Connection Hinge Screw Nut
202277	---	Feed Driving Connection Oil Pack- ing (wick)
200049E	14050	Feed Driving Connection Pinch Screw
202300	10246	Feed Driving Eccentric Regulating Bracket
203098	13306	Feed Driving Eccentric Regulating Bracket 202300 with 202635, two each 201014c and 201525E
201014c	10245	Feed Driving Eccentric Regulating Bracket Hinge Screw
201525E	10245	Feed Driving Eccentric Regulating Bracket Hinge Screw Nut
202301	10246	Feed Driving Eccentric Regulating Bracket Plunger
202595	10246	Feed Driving Eccentric Regulating Bracket Plunger Spring
200607c	10246	Feed Driving Eccentric Regulating Bracket Plunger Spring Stop Screw
201014c	10245	Feed Driving Eccentric Regulating Bracket Stop Screw
201525E	10245	Feed Driving Eccentric Regulating Bracket Stop Screw Nut
200429c	10246	Feed Driving Eccentric Regulating Screw
200383c	10246	Feed Driving Eccentric Regulating Screw Check Screw

## Parts for Machine No. 52w15

No.	Plate	Name
202303	13301	Feed Driving Rock Shaft
234016	---	" " " " " " 202303 with 200641c, 201518E and 234010
202305	10245	Feed Driving Rock Shaft Center (2)
200043c	10246	" " " " " " Set Screw (2)
234017	13301	Feed Lifting Connection with 200049E and 202277
202307	10246	Feed Lifting Connection Eccentric with 200382c and 200437c
200437c	10246	Feed Lifting Connection Eccentric Position Screw
200382c	14050	Feed Lifting Connection Eccentric Set Screw
200545c	10245	Feed Lifting Connection Hinge Screw
201518E	10245	Feed Lifting Connection Hinge Screw Nut
202277	---	Feed Lifting Connection Oil Pack- ing (wick)
200049E	14050	Feed Lifting Connection Pinch Screw
234018	13301	Feed Lifting Rock Shaft
202305	10245	" " " " " " Center (2)
200043c	10246	" " " " " " Set Screw (2)
202310	13306	Feed Regulating Spindle with 202311, 202443 and 202619
*202311	---	Feed Regulating Spindle Head
202443	14050	" " " " " " Pin
202619	14050	" " " " " " Posi- tion Pin
203061	13301	Foot Lifter Lifting Lever
200242H	11800	" " " " " " Hinge Screw
233361	14050	Foot Lifter Lifting Lever Spring
200273D	14050	" " " " " " " Screw
233390	14050	Foot Lifter Lifting Lever Washer
*221214	---	Hook (sewing)
241602	14050	" 221214 with 201253E, 201376E and 241604
241603	---	Hook and Bobbin Case complete, Nos. 235772 and 241602 (2)
241550	12263	Hook Bevel Gear Socket, 14 teeth (2)
234024	14050	Hook Bevel Gear Socket Friction Washer (2)

## Parts for Machine No. 52w15

No.	Plate	Name
200555H	14050	Hook Bevel Gear Socket Screw (2)
241551	14050	" " Pinion, 28 teeth, with two 200378c (2)
200378c	14050	Hook Bevel Pinion Set Screw
234026	13301	" Driving Shaft
202321	10245	" " " Bushing (3)
200346c	10245	" " " " Set Screw (3)
234027	14050	Hook Driving Shaft Collar with two 200378c
200378c	14050	Hook Driving Shaft Collar Set Screw
234028	13306	Hook Driving Shaft Connection Belt Pulley with 202253 and two 201254c
201254c	14050	Hook Driving Shaft Connection Belt Pulley Set Screw
202253	14049	Hook Driving Shaft Connection Belt Pulley Spring Flange
224392	—	Hook Driving Shaft Oil Packing (wick) (3)
241604	14050	Hook Gib
201376F	14050	" " Hinge Screw
201253F	14050	" " Screw
*241735	—	" Post (inside)
234069	13306	" " (outside)
200159F	14050	" " Clamping Screw (2)
203630	12263	" " Cover Plate (back) (inside)
234083	12263	Hook Post Cover Plate (back) (outside)
233953	12263	Hook Post Cover Plate (front) (inside)
234074	12263	Hook Post Cover Plate (front) (outside)
200583H	14050	Hook Post Cover Plate Screw (14)
202299	—	" " Oil Packing (wick) (2)
200008c	14050	" " Screw (4)
203637	14048	" " " Washer (4)
221215	12263	" " Slide (2)
221222	11800	" Washer (2)
62815	11800	Knife
241713	11800	" Driving Cam with two 200394c
200394c	11800	" " " Set Screw
241736	12265	" " Lever (lower) with 200048c and 241752
241737	12265	Knife Driving Lever (lower) Guard
200158B	11800	" " " " " " Screw (2)

## Parts for Machine No. 52w15

No.	Plate	Name
200048c	11800	Knife Driving Lever (lower) Pinch Screw
241738	11800	Knife Driving Lever (lower) Shaft
241739	—	Knife Driving Lever (lower) complete, Nos. 104D, 24173 and 241736
241740	12265	Knife Driving Lever (upper) with 200048c
241720	11800	Knife Driving Lever (upper) Locking Plunger
241721	11800	Knife Driving Lever (upper) Locking Plunger Spring
201574D	11800	Knife Driving Lever (upper) Locking Plunger Spring Thumb Nut
200048c	11800	Knife Driving Lever (upper) Pinch Screw
241741	—	Knife Driving Lever (upper) complete, Nos. 201574D, 241720, 241721 and 241740
241752	11800	Knife Driving Lever Fork
24173	11800	" " " " " Swivel
104D	11800	" " " " " " Screw
241751	12265	Knife Guard
200110D	11800	" " Screw (2)
241742	11800	" Lever
200168D	13995	" " Screw (2)
350341H	11800	" Screw (2)
241743	12265	" Shaft
241744	13995	" " Spring
214833	13995	" " " Adjusting Collar with 200380c
200380c	14053	Knife Shaft Spring Adjusting Collar Set Screw
241745	13995	Knife Switch-in Lever with 200061c
200061c	14053	" " " Pinch Screw
241746	13995	" Switch-out Lever
200284D	13995	" " " Hinge Screw
241747	13995	" " Plunger
233954	12264	Needle Bar and Holder, needles are $\frac{3}{16}$ in. apart and must be set diagonally, for gauges $\frac{1}{16}$ , $\frac{1}{8}$ and $\frac{3}{16}$ in., with two 200141F
202550	14049	Needle Bar Bushing
200352c	12264	" " " Set Screw
202552	14049	" " Connecting Link
236073	14049	" " " " Oil Guard
200161D	14050	Needle Bar Connecting Link Oil Guard Screw

## Parts for Machine No. 52w15

No.	Plate	Name
202333	13995	Needle Bar Connecting Link Stud with 202254
202254	—	Needle Bar Connecting Link Stud Oil Packing (wick)
200374c	14050	Needle Bar Connecting Link Stud Set Screw
200383c	10246	Needle Bar Connecting Link Stud Set Screw
*206891	—	Needle Bar Connecting Stud
202329	12264	" " " " 206891 with 200086c and 202330
202330	—	Needle Bar Connecting Stud Oil Packing (wick)
200086c	12264	Needle Bar Connecting Stud Pinch Screw
202692	14049	Needle Bar Crank with 200335c, 200374c, 200383c, 200428c and 202333
233955	—	Needle Bar Crank 202692 with 202329, 202399, 202400, 202552 and 234144
203172	12264	Needle Bar Crank Friction Washer
200428c	12264	" " " Position Screw
200335c	14048	" " " Set Screw
200141F	12264	" Set Screw
241535	12264	Presser Bar Bushing
200352c	12264	" " " Set Screw
202554	12264	" " Lifter
200653c	12264	" " " Hinge Screw
244006	12264	" " Lifting Releasing Lever Bracket
200260D	12264	Presser Bar Lifting Releasing Lever Bracket Guide Screw
206608	12264	Presser Bar Lifting Releasing Lever Bracket Spring
202337	12264	Presser Bar Position Guide
202338	12264	" " " " Lever with 200086F
200086F	12264	Presser Bar Position Guide Lever Pinch Screw
200352c	12264	Presser Bar Position Guide Set Screw
202378	13995	Presser Bar Spring
234044	12264	" " " Stop Rod
200492B	12264	" " Thumb Screw (pressure regulating)
200475B	14053	Presser Bar Thumb Screw Thumb Set Screw

## Parts for Machine No. 52w15

No.	Plate	Name
202355	14053	Presser Bar Thumb Screw Thumb Set Screw Packing (brass)
201928	14055	Roller Presser, 1½ in. diam., ⅜ in. face (fine)
201929	—	Roller Presser 201928 with 1528J, 1766c, 50553c and twenty-four 16232
203426	14055	Roller Presser Arm
203427	—	" " " 203426 with 201929
235087	14055	Roller Presser Arm Bracket (swing)
235088	14055	" " " " Position Collar with 200362c
200117F	14055	Roller Presser Arm Bracket Position Collar Position Screw
200362c	14055	Roller Presser Arm Bracket Position Collar Set Screw
202558	14055	Roller Presser Arm Bracket Spring
229370	14055	" " " " " Stop and Back Needle Guard Holder
229371	—	Roller Presser Arm Bracket Spring Stop and Back Needle Guard Holder 229370 with 201317E, 200350H and 226220
200350H	14055	Roller Presser Arm Bracket Spring Stop and Back Needle Guard Holder Adjusting Screw
200141F	12264	Roller Presser Arm Bracket Spring Stop Screw
200096D	14055	Roller Presser Arm Screw
16232	—	" " Ball, ⅜ in. diameter
1766c	14055	" " " Cone
202557	12265	" " Bar
50553c	14055	" " Hinge Screw
1528J	14055	" " " " Nut
229328	14055	" " Needle Guard (back), in gauges ⅜, ⅜ and ⅜ in., for 235089
201317F	14055	Roller Presser Needle Guard (back) Clamp Screw
226220	14055	Roller Presser Needle Guard (back) Clamp Screw Washer
229325	14055	Roller Presser Needle Guard (front), in gauges ⅜, ⅜ and ⅜ inch
201071F	14055	Roller Presser Needle Guard (front) Screw

## Parts for Machine No. 52w15

No.	Plate	Name
235089	—	Roller Presser and Bar complete, in gauges $\frac{1}{2}$ , $\frac{3}{4}$ and $\frac{1}{8}$ in. Nos. 200096D, 200117F, 201071F, 202557, 202558, 203427, 229325, 229328, 229371, 235087, 235088 and two 200141F
234144	12264	Take-up Lever
202399	14053	" " Driving Stud with 202277
202277	—	Take-up Lever Driving Stud Oil Packing (wick)
202400	14053	Take-up Lever Hinge Stud with 202423
202423	—	Take-up Lever Hinge Stud Oil Packing (wick)
200383C	10246	Take-up Lever Hinge Stud Set Screw
202401	—	Take-up Lever Oiling Felt
200132E	14053	" " " " Screw
234086	14053	Tension Bracket with two each 200397H, 201224B and 236060
200159F	14050	Tension Bracket Screw
234047	13309	" " " " Socket
200368H	13309	" " " " Set Screw
234087	—	Tension Bracket complete, Nos. 200174H, 200978H, 201199F, 223703, 223706, 234086, 236098, 237174, two each 13710, 200309E, 204059, 204271, 223704, three 201572B and four 244048
236098	14053	Tension Bracket Thread Guide (double)
200174H	14053	Tension Bracket Thread Guide Screw
244048	13309	Tension Disc
236060	13309	" " Position Pin
223703	13309	" Release Lever
235072	14053	" " " Rod
200309E	13309	" " " Screw
223704	13309	" " Plunger
204271	13309	" " Washer
13710	14053	" Spring
201224B	13309	" Stud
201572B	10881	" Thumb Nut

## Parts for Machine No. 52w15

No.	Plate	Name
223706	13309	Thread Controller Disc
200978H	13309	" " " " Screw
237174	14053	" " Spring
242117	13309	" " " Stop
200132E	14053	" " " " Screw
201199F	13309	" " Stud with 204925
200061C	14053	" " " Set Screw
201572B	10881	" " " Thumb Nut
204925	13309	" " " Washer
202414	13309	" Guide
202417	13309	" "
203313	13309	" "
200355H	14053	" " Set Screw
200397H	13309	" " " "
241755	—	" Lubricator Oil Pad (felt)
241756	14053	" " " " Holder
241757	14053	" " " " Retainer
241758	14053	" " " Reservoir
241759	—	" " " Wick
350280F	14053	" " Screw
214838	14053	" " " Washer
241760	—	Thread Lubricator complete, Nos. 214838, 241755 to 241759 and 350280F
202091	13309	Thread Retainer Sleeve
202092	13309	" " Spring
204058	13309	" " Stud
200397H	13309	" " " Set Screw
204059	13309	Thread Retainer complete, Nos. 202091, 202092 and 204058
233958	13348	Throat Plate Body, in $\frac{1}{2}$ in. gauge
233961	13348	" " " " $\frac{3}{4}$ in. gauge
233964	13348	" " " " $\frac{1}{8}$ in. gauge
233959	13348	" " Needle Plate, 56 elongated needle hole, needles $\frac{3}{32}$ in. apart, for needle sizes 12 and 13, in $\frac{1}{16}$ in. gauge (minimum trimming margin .045 inch)
233962	13348	Throat Plate Needle Plate, 56 elongated needle hole, needles $\frac{3}{32}$ in. apart, for needle sizes 12 and 13, in $\frac{3}{4}$ in. gauge (minimum trimming margin .045 inch)
233965	13348	Throat Plate Needle Plate, 56 elongated needle hole, needles $\frac{3}{32}$ in. apart, for needle sizes 12 and 13, in $\frac{1}{8}$ in. gauge (minimum trimming margin .045 inch)



## Parts for Machine No. 52w15

No.	Plate	Name
200587D	12264	Throat Plate Needle Plate Screw
233960	13348	Throat Plate complete, 56 elongated needle hole, needles $\frac{3}{16}$ in apart, for needle sizes 12 and 13, in $\frac{5}{16}$ in. gauge, Nos. 233958, 233959 and two 200587D
233963	13348	Throat Plate complete, 56 elongated needle hole, needles $\frac{3}{16}$ in apart, for needle sizes 12 and 13, in $\frac{3}{8}$ in. gauge, Nos. 233961, 233962 and two 200587D
233966	13348	Throat Plate complete, 56 elongated needle hole, needles $\frac{3}{16}$ in apart, for needle sizes 12 and 13, in $\frac{1}{2}$ in. gauge, Nos. 233964, 233965 and two 200587D
200577H	10245	Throat Plate Screw (2)

## ACCESSORIES

No.	Plate	Name
203470	14048	Bobbin
*225482	----	" Case Screw Driver Blade
*225483	----	" " " " Handle
225497	12345	Bobbin Case Screw Driver complete, Nos. 225482 and 225483
62815	11800	Knife
4822	13349	Roller Presser Hinge Screw Nut Wrench
128 x 4	----	Needles, four each, sizes 11, 12 and 13
228213	----	Drip Pan with four 1 in. wire nails
41400	12345	Machine Rest Pin (wood)
120342	12345	Oiler (copper plated) with 120342
120343	12345	" Spout, $3\frac{1}{2}$ in. long, for 120342
*225484	----	Screw Driver Blade, for 225498
*225485	----	" " Handle, for 225498
225498	12345	Screw Driver complete ( $7\frac{1}{2}$ in long), Nos. 225484 and 225485
225554	12345	Wrench (steel)

## BOBBIN WINDER

## Swing Automatic, Right Hand

225453	10884	Frame with 202277 and 225438
225454	10884	" Hinge Pin
202277	----	" Oil Packing (wick)
225438	10884	" " Well Cap
225455	10884	" Spring
225456	10884	" " Plunger
202473	10885	Pulley with 200380c
200380c	14053	" Set Screw
225381	10884	Spindle
225444	10884	Stop Latch
200056E	10884	" " Screw
225458	10884	" " Thumb Lever
225459	10884	" " " " Hinge Stud
225459	10884	" " " " Joint Stud
202478	10884	" " Trip Lever
200299H	10884	" " " " Hinge Screw
225461	10881	Tension Bracket with 201499B
200082D	10881	" " Screw
228026	10884	" " " Washer
2102	10881	" Disc

From the library of: Diamond Needle Corp

## Accessories

No.	Plate	Name
202407	10881	Tension Spring
201499B	10881	" Stud
201572B	10881	" Thumb Nut
225462	10881	Bobbin Winder Tension Bracket complete, Nos. 201572B, 202407, 225461 and two 2102
225433	10885	Bobbin Winder and Tension Bracket Base
225382	10885	Universal Bobbin Winder complete, Nos. 200056E, 200082D, 200299H, 202473, 202478, 225381, 225433, 225444, 225453 to 225456, 225458, 225462, 228026, two each 225459 and wood screws $\frac{3}{4}$ in., No. 12, R.H.B.

## FOOT LIFTER

227952	11156	Foot Lifter Lever (left or right) with 227954
227678	11156	Foot Lifter Lever Chain, 48 in. long, with 202784
227954	13349	Foot Lifter Lever Chain Hook (lower)
202784	13349	Foot Lifter Lever Chain Hook (upper)
225016	13349	Foot Lifter Lever Hinge Pin
227953	11156	" " " Stand with two wood screws 1 in., No. 12
227955	11156	Foot Lifter Lever (left or right) complete, Nos. 225016, 227678, 227952 and 227953

## THREAD UNWINDER

225259	15815	Spool Rest (for one spool) with 201018c
225257	15815	Spool Rest (for two spools) with 201018c
150203	—	Spool Rest Cushion (felt)
225388	15815	" " Rod
200383c	10246	" " " Set Screw
201018c	13349	" " Set Screw
202490	15815	" Stand with 200383c

## Accessories

No.	Plate	Name
225391	15815	Thread Guide
201696J	13349	" " Lock Nut
225326	13349	" " Position Cup
225324	15815	" " Rod with 208E and 225322
208E	13349	Thread Guide Rod Screw
225322	13349	" " " Washer
259143	15815	Thread Unwinder (for three spools) complete, Nos. 201696J, 202490, 225257, 225259, 225324, 225326, 225388, three each 150203, 225391 and wood screws $\frac{3}{4}$ in., No. 12

## KNIFE HONE

259152	13350	Frame
259153	13350	" 259152 with two each 200337c, 201052c, 201528E, 259167 and four 350175E
259189	—	Knife Hone Frame complete, Nos. 259153, 259168, 259170, 259171, two each 206232, 259169, 259172 and four wood screws $\frac{3}{4}$ in., No. 9, R.H.B.
259190	13349	Knife Clamping Lever
259155	13349	" " " Hinge Pin
259156	13349	" " " Spring
259191	13350	" Holder with 200417c, 259166, 259194, 259195 and 259197

## Knife Hone

No.	Plate	Name
259192	---	Knife Holder 259191 with 200099b, 259155, 259156, 259160, 259161, 259165, 259190 and 259196
259193	---	Knife Hone Knife Holder and Slide Bracket complete, Nos. 200025c, 259162 and 259192
259160	13350	Knife Holder Hinge Block
200025c	13349	" " " " Screw
259161	13349	" " " Pin
200417c	---	" " " " Set Screw
259162	13350	" " Slide Bracket
259163	13349	" " " " Spring
259164	13349	" " " " Stud
259165	13349	" " Spring
259194	13349	" Position Pin (long)
259195	13349	" " " (short)
259166	13349	" Retaining Pin
259196	13349	" Spring
259197	13349	" " Pin
200099b	13349	" " Screw
259167	13350	Leg
350175E	13349	" Screw
259168	13350	Oil Stone
259169	13349	" " Edge Protector
259170	13350	" " Holder with 259188, two each 200577H, 201537H and 350120c
200337c	13349	Oil Stone Holder Set Screw
201528E	14048	" " " " " Nut
350120c	13349	" " Set Screw
201537H	13349	" " " " Nut
259188	13350	" " Support Plate
200577H	10245	" " " " Screw
259171	13350	Slide Bracket with two each 200049E, 201528E and 259164
200049E	14050	Slide Bracket Adjusting Screw
201528E	14048	" " " " " Nut
259172	13350	" " Slide Rod
206232	13349	" " " " Collar with 201052c
201052c	13349	Slide Bracket Slide Rod Collar Set Screw
201052c	13349	Slide Bracket Slide Rod Set Screw
259198	13350	Knife Hone complete, Nos. 259189, 259193 and two 259163

## WORK PLATE

No.	Plate	Name
233967	---	Work Plate with two 200347c
200019c	13349	" " Arm Screw
202622	13349	" " " " Washer
200347c	13349	" " Set Screw
213860	12265	" " Slide (back or front)
233968	---	Work Plate complete, Nos. 200019c, 202622, 233967 and two 213860


## MISCELLANEOUS PARTS

Parts used in conjunction with, but not included in,  
Thread Unwinder


60913	15815	Spool Weight with 60914
60914	---	" " Center Pin
225377	15815	" Wire, for small spools
27739	15815	Thread Cone (wood)

PLATE 10245—FULL SIZE

200010



200545



200462



200570



200577




202135



202305



202276



200205



200038



200039



200096



201518



201014



202005




202298



201525



202321



200346



PLATE 10246-FULL SIZE

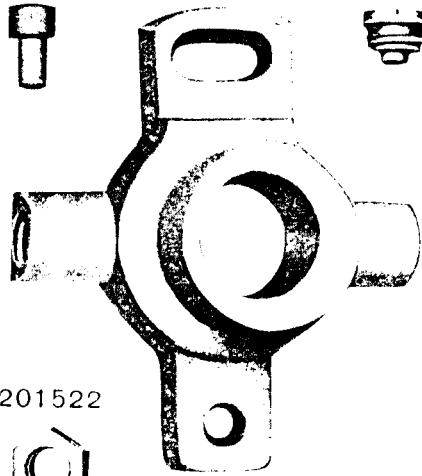
200641



202301



202300



200607



201522



202595



200429



200054



202446



200043



200437



200383



200502



202307

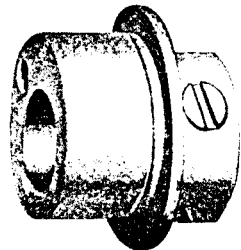
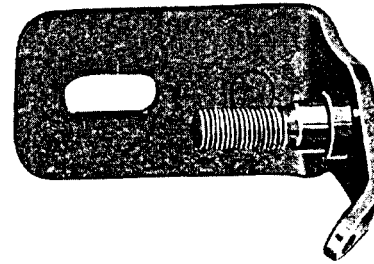


PLATE 10881-FULL SIZE

225461




200082




202104



2102



225462



202407



201499



201572



Library of: Diamond Steel Corp.

PLATE 10884—FULL SIZE

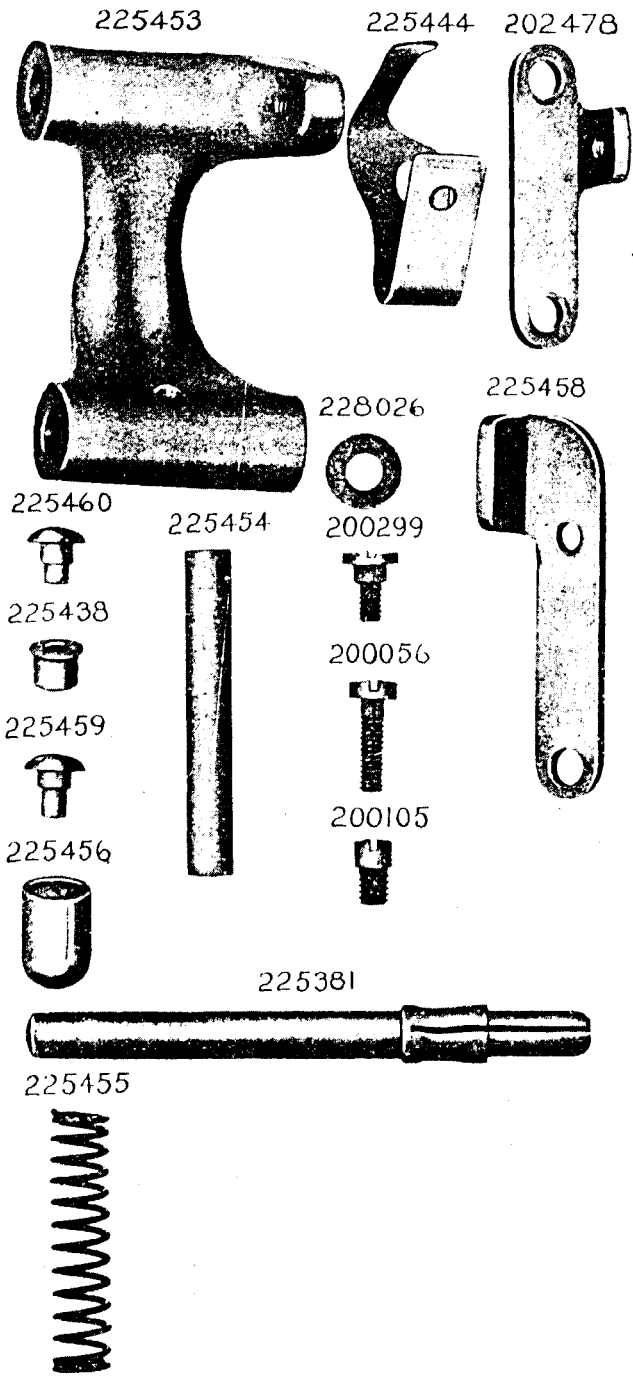



PLATE 10885—ONE-FOURTH SIZE



From the library of: Diamond Needle Corp

PLATE 11156 - ONE-FOURTH SIZE




PLATE 11800 - FULL SIZE

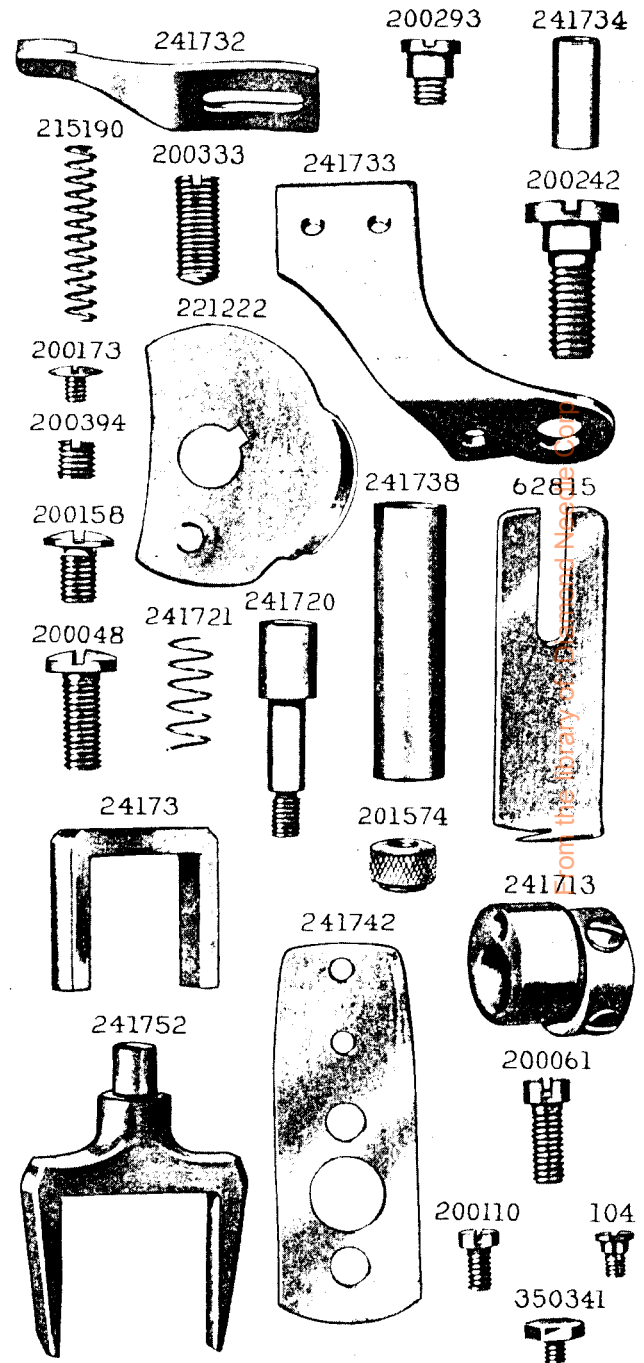


PLATE 12263—ONE-HALF SIZE

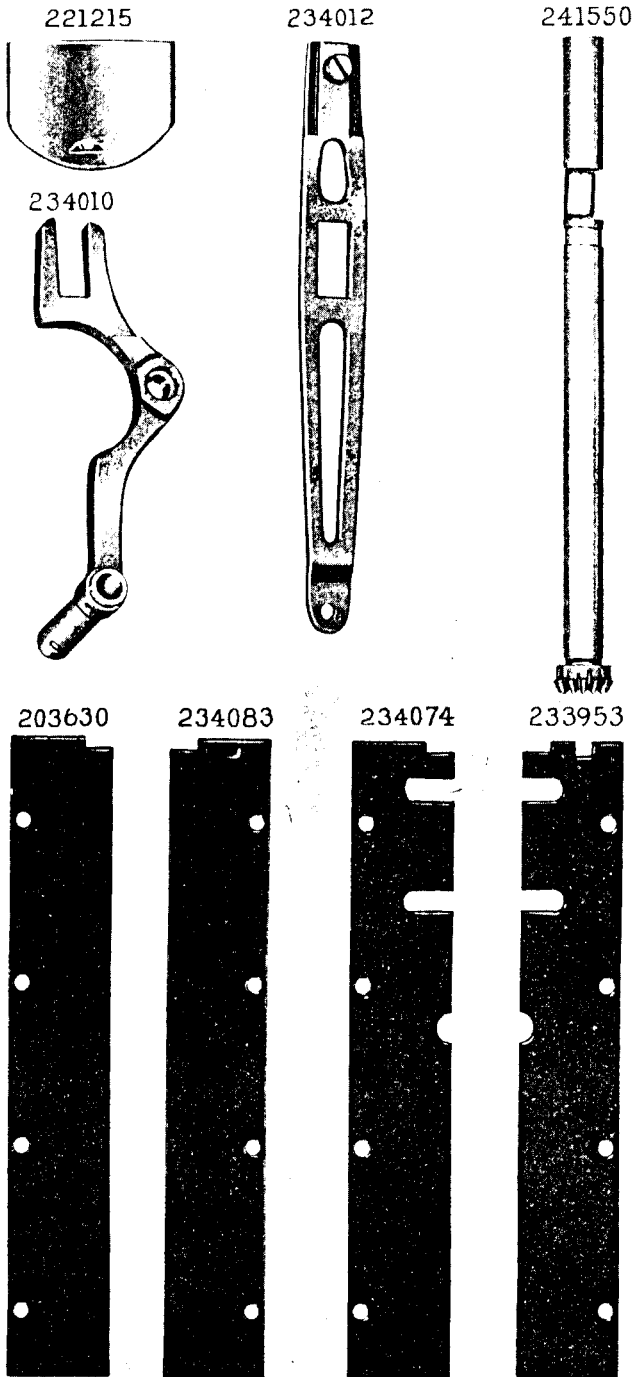


PLATE 12264—FULL SIZE

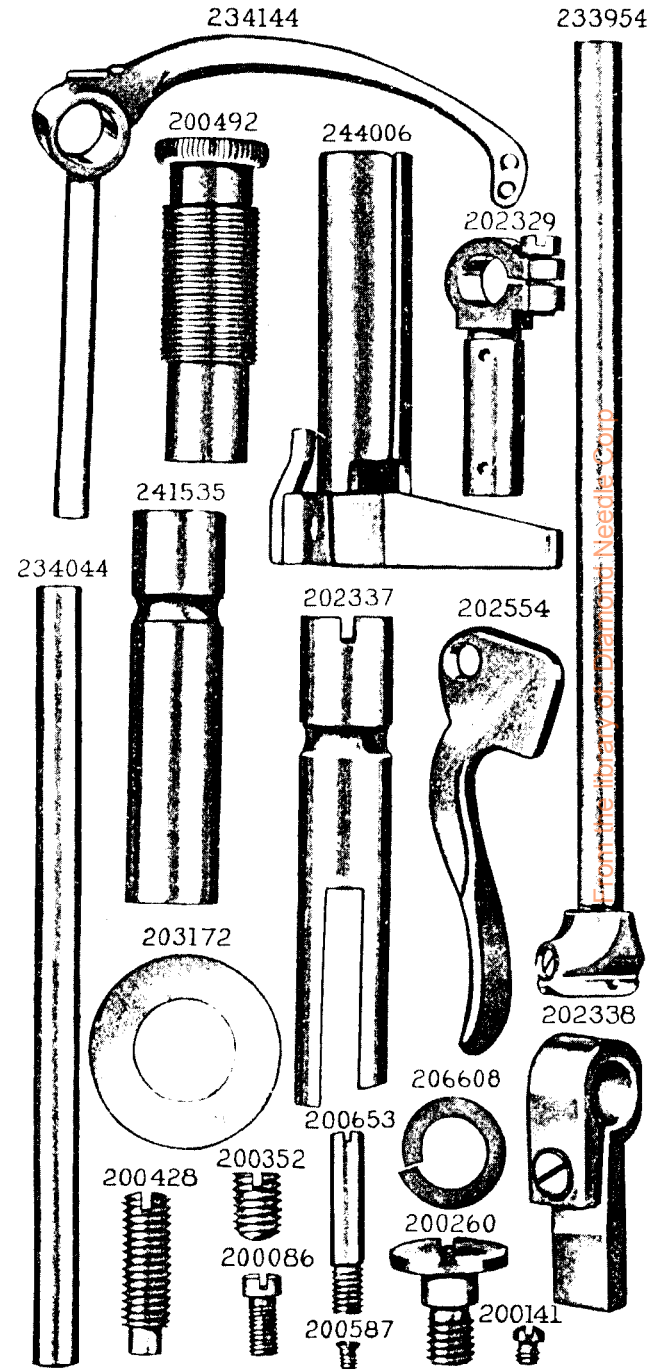


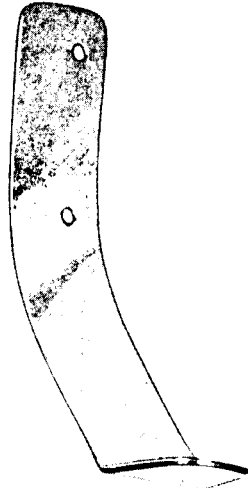


PLATE 12265—ONE-HALF SIZE

202557



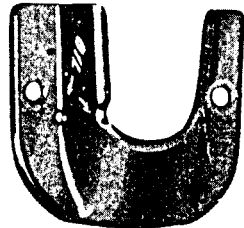
241751



241743



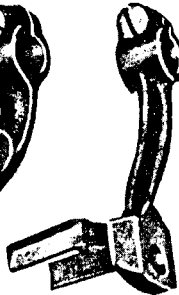
241737



241740



241736



213860




PLATE 12345—ONE-HALF SIZE

41400




225497



225498



202258




120342

225554



120343



From the library of: Diamond Needle Corp

PLATE 13301-ONE-FOURTH SIZE

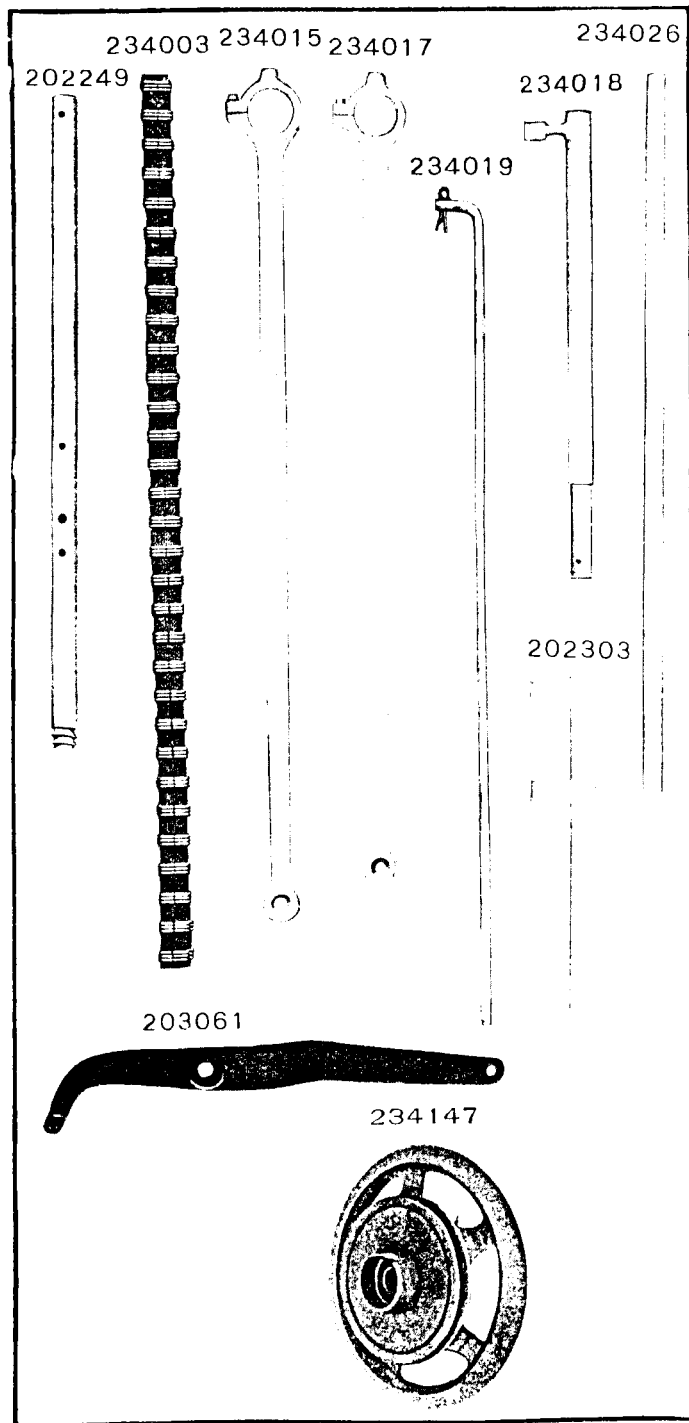
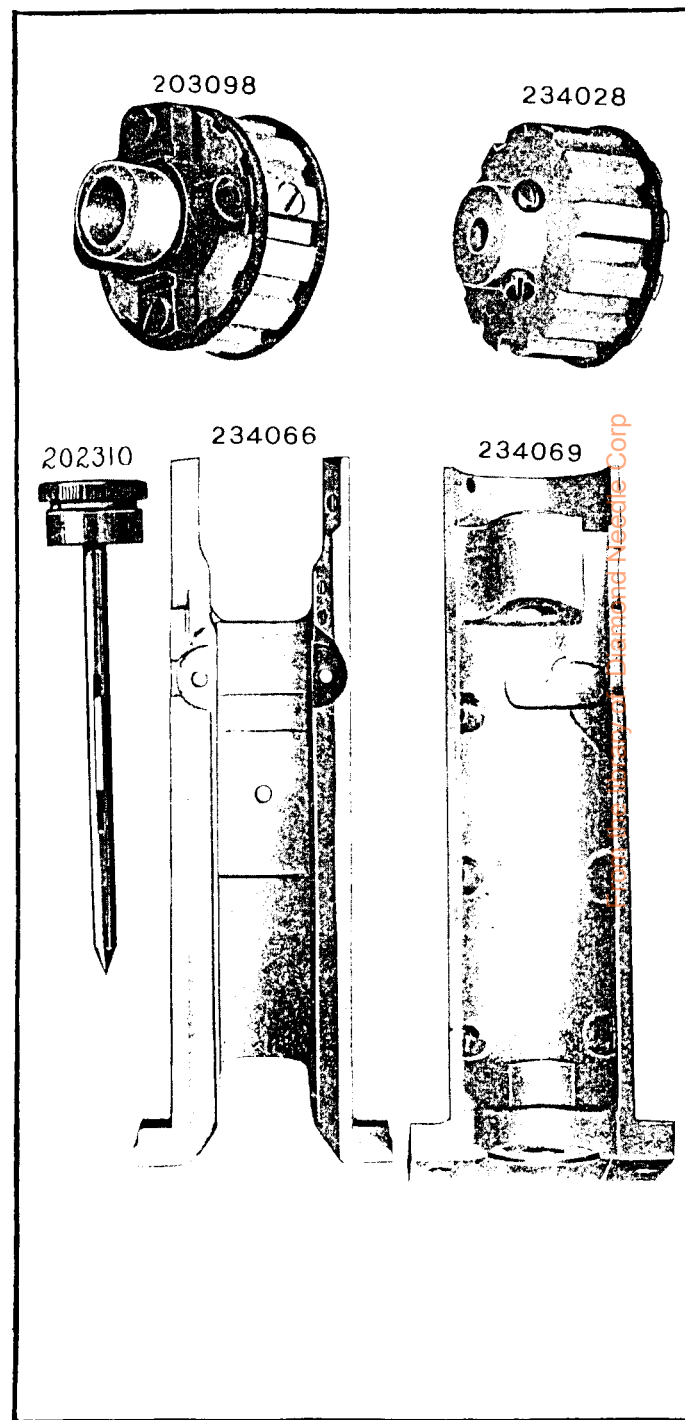


PLATE 13306-ONE-HALF SIZE



Copyright © 1994 by Diamond Needle Corp.

PLATE 13309—FULL SIZE




PLATE 13348—FULL SIZE

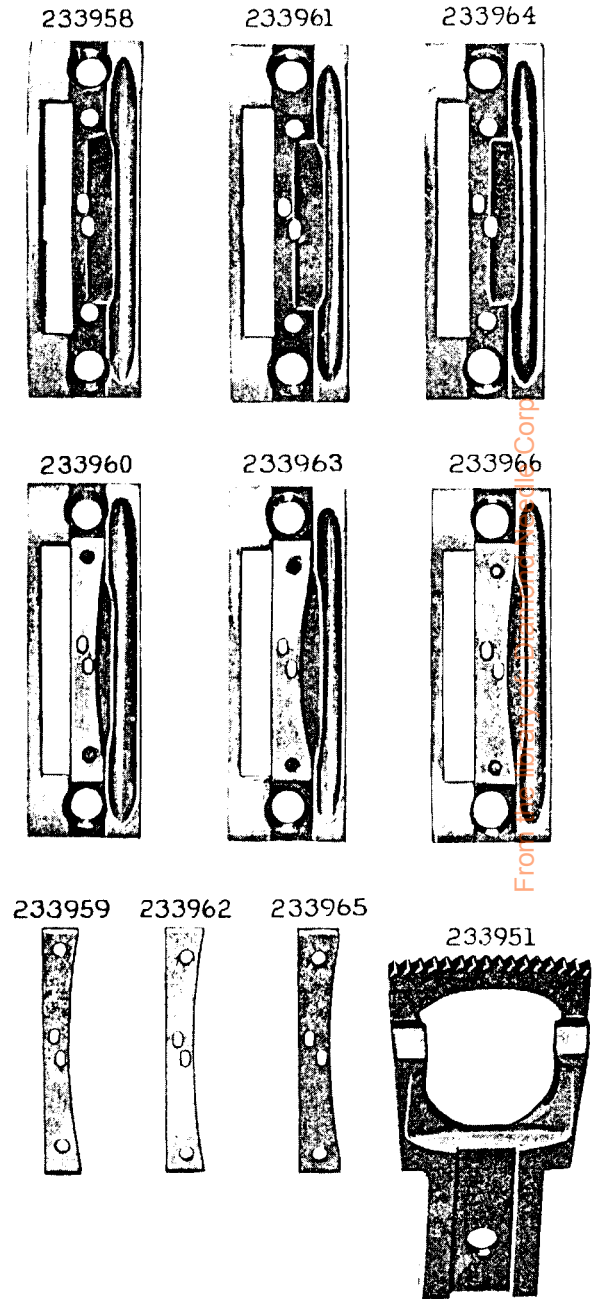


PLATE 13349—FULL SIZE


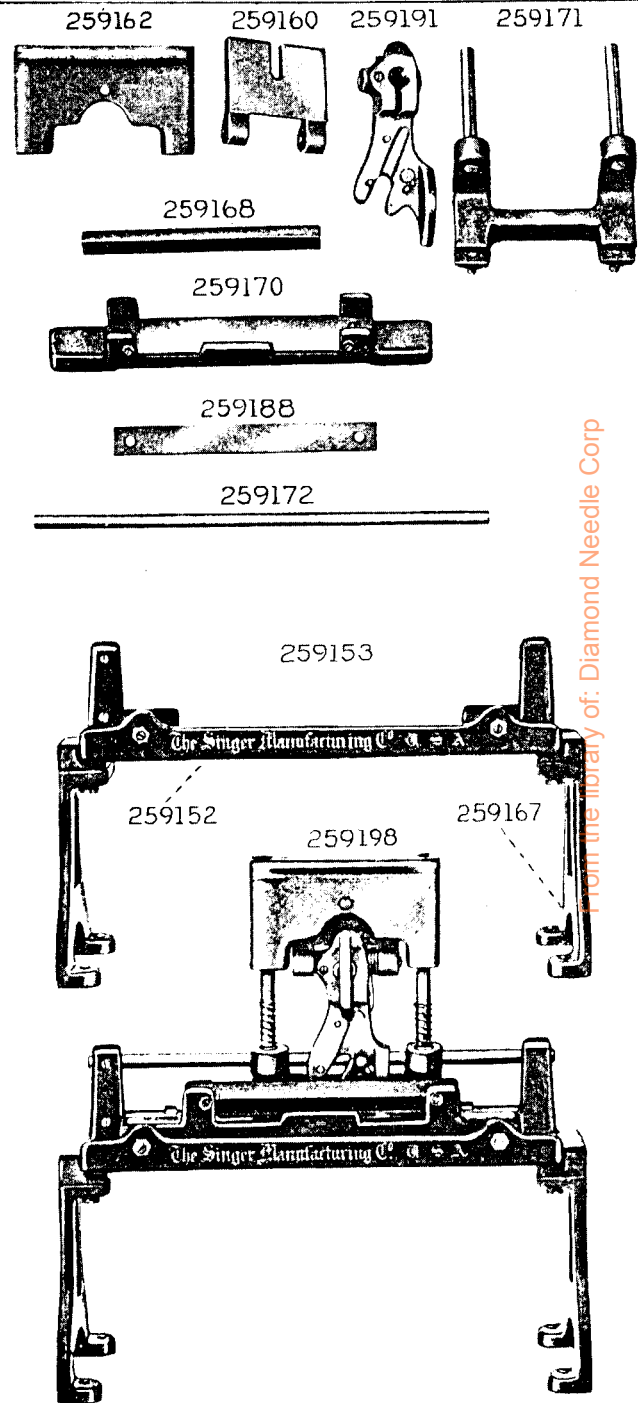


PLATE 13350—ONE-FOURTH SIZE



From the library of: Diamond Needle Corp

PLATE 13995—FULL SIZE

241747 202378 241744 202333

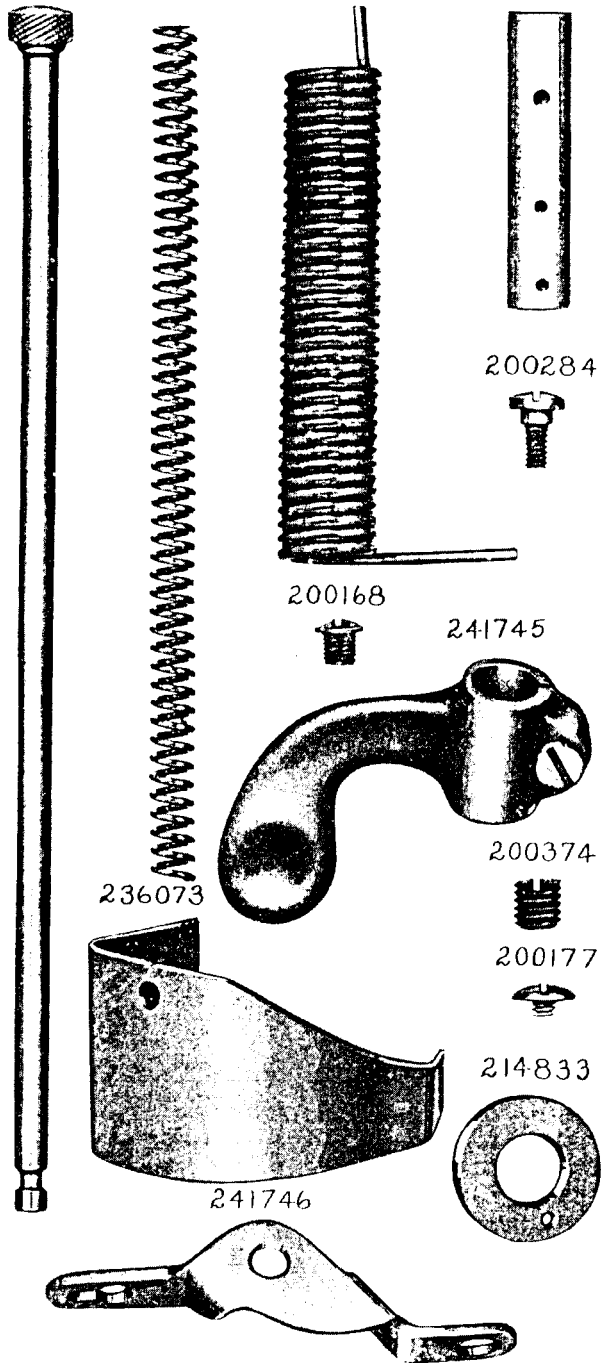


PLATE 14048—FULL SIZE

204235 10554 234079 202248

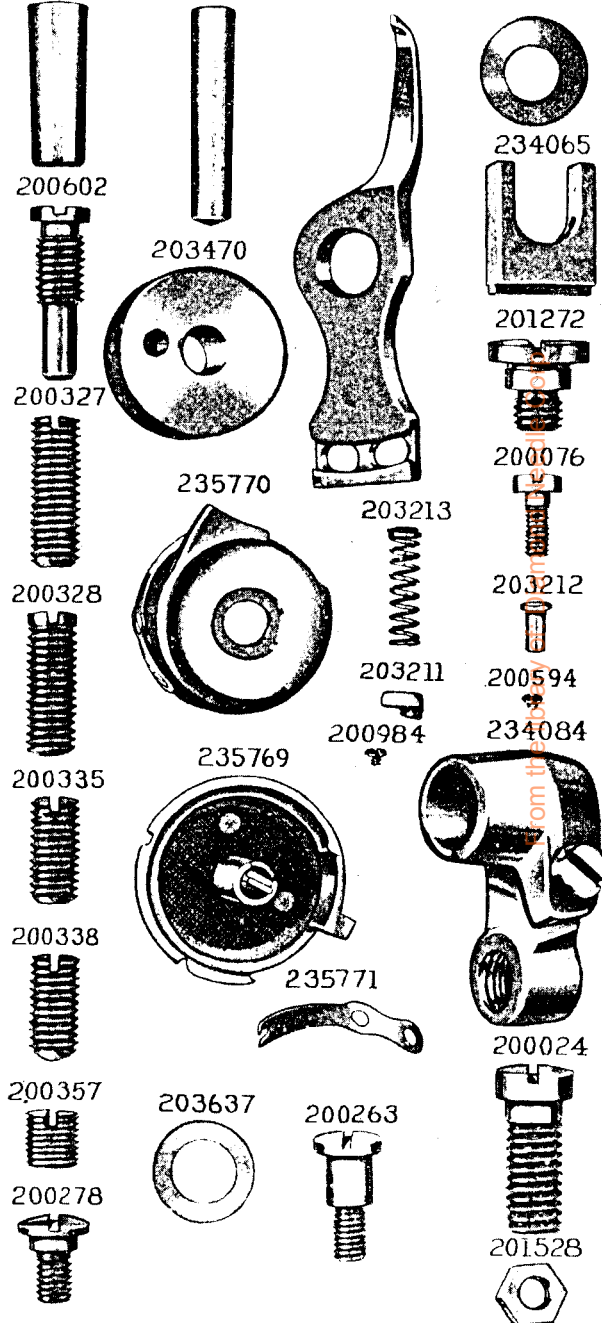


PLATE 14049—ONE-HALF SIZE

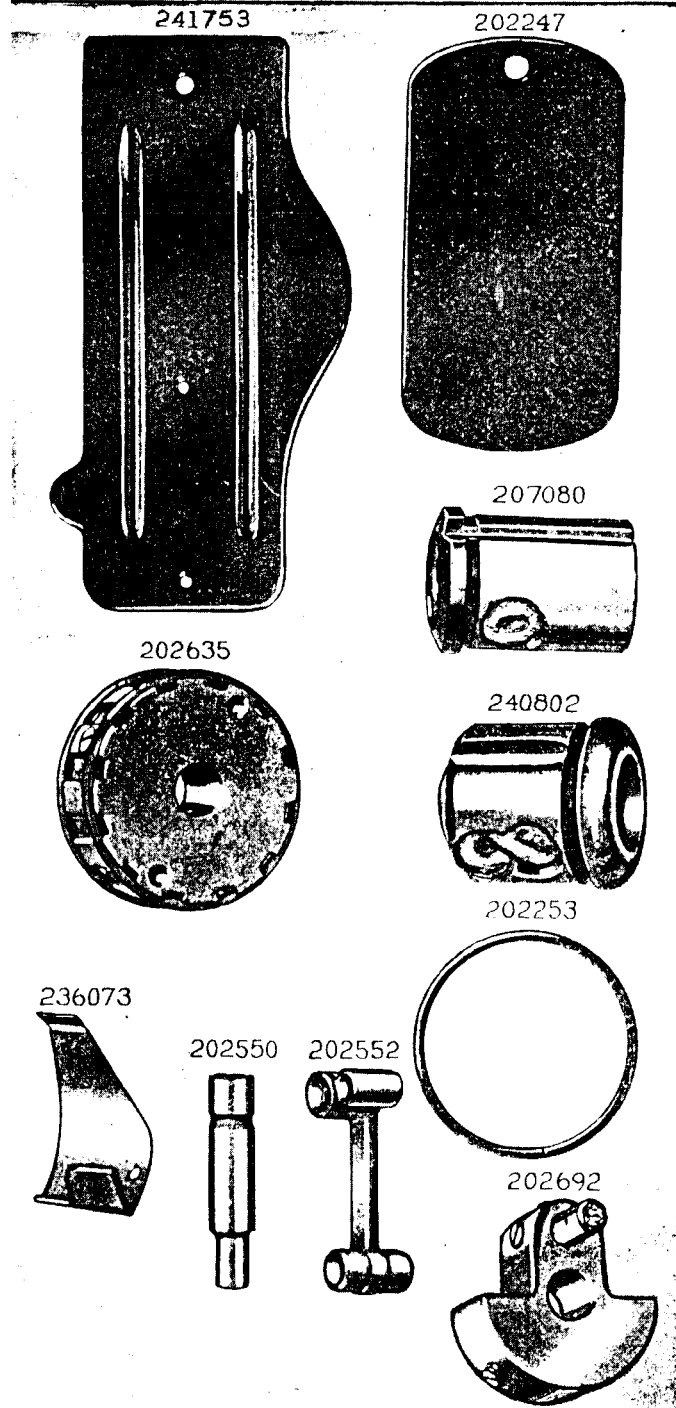
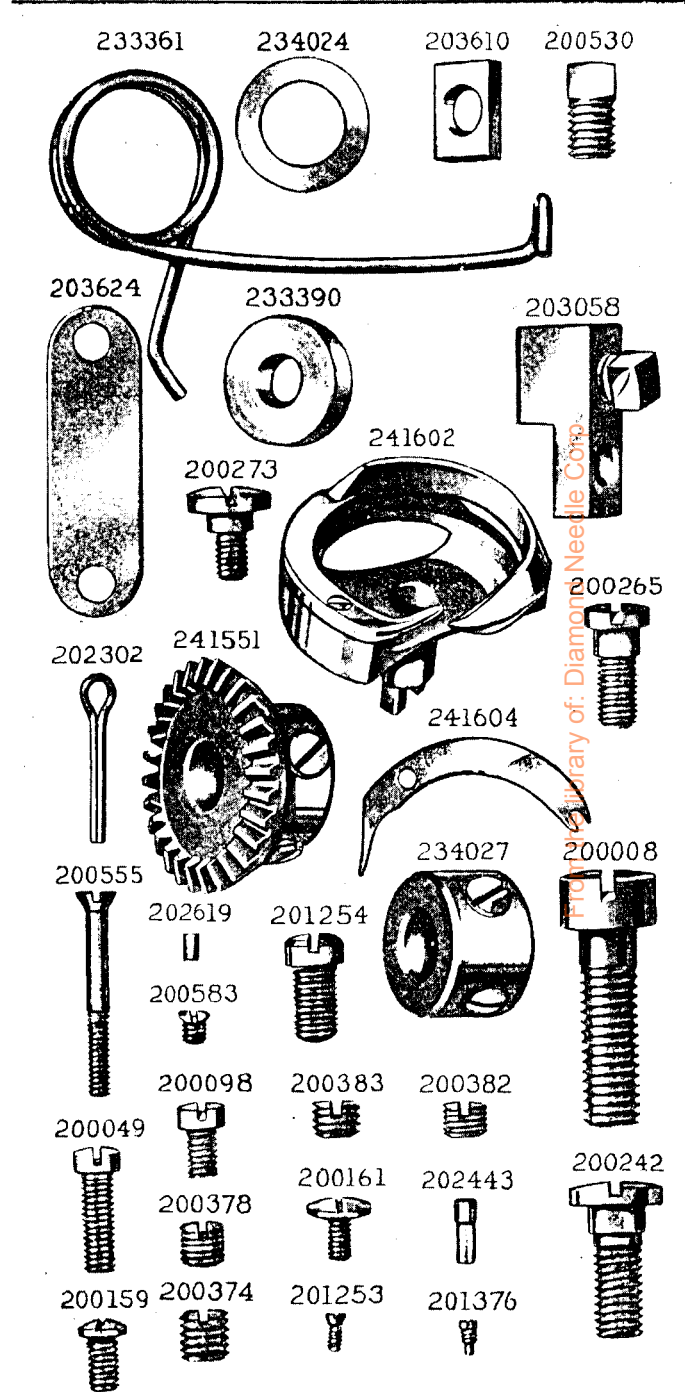


PLATE 14050—FULL SIZE



Property of: Diamond Needle Corp.

PLATE 14053-FULL SIZE

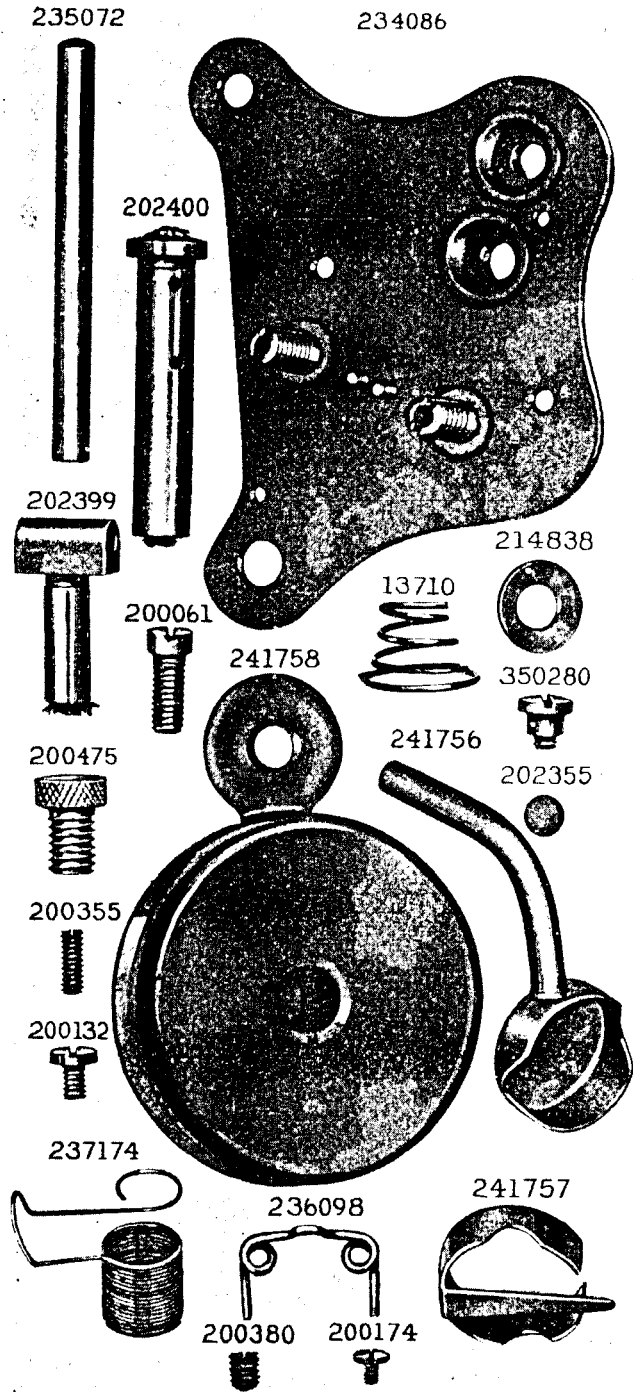
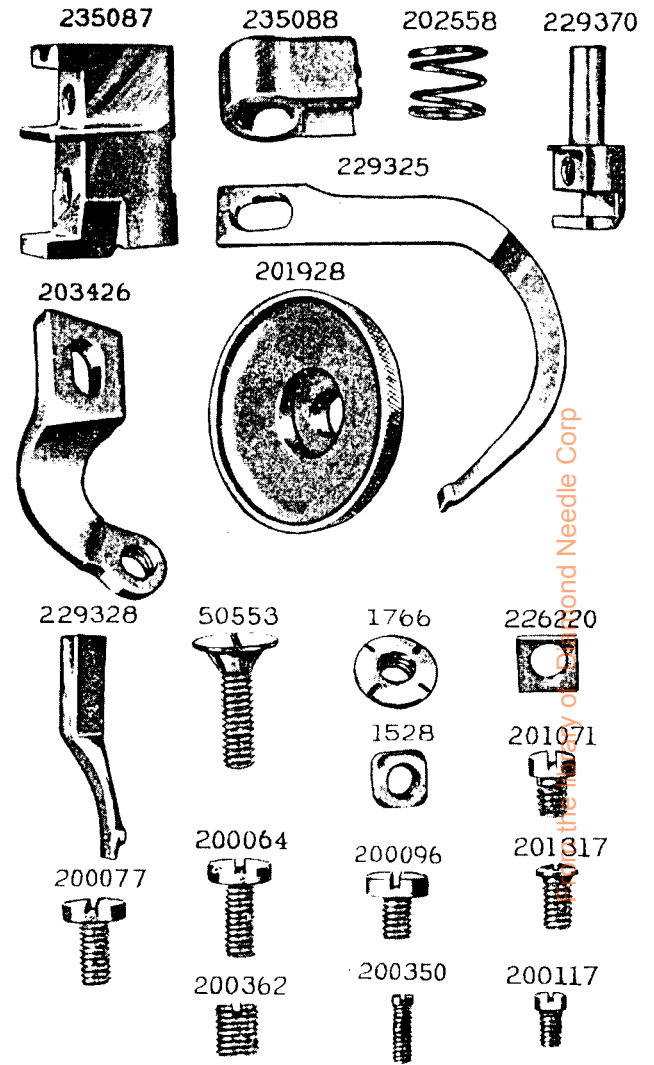


PLATE 14055-FULL SIZE



the property of the Ford Needle Corp

PLATE 15815—ONE-SIXTH SIZE

